





## SUGGESTIONS FOR SETTING UP CLASSROOMS

In order to reduce the spread of COVID-19 at school, we will use a combination of measures to prevent the spread of COVID-19 and break the chain of infection. Every space and group of kids will be different, the idea is to minimize risk of transmission using these basic precautions.

 <b>Physical Distancing</b>	 <b>Hand Hygiene &amp; High Touch Surfaces</b>	 <b>Cloth Face Coverings</b>	 <b>Cough/Sneeze Etiquette</b>
<b>Rearrange desks and common seating spaces</b> to maximize the space (6ft) between participants and at the front of the room). Use visual aids to help communicate proper distance (e.g. hula hoop, tape on carpet, arm span).	<b>Create a hand washing or hand sanitizer routine</b> upon entering the classroom. Place bottles of hand sanitizer at the entrance. <b>Allow time for handwashing</b> or use of alcohol-based hand sanitizer before eating and upon returning to the classroom.	<b>Model wearing a face covering</b> in the classroom. Provide access to face cloth coverings at entrances.	Have facial tissue available in the classroom, or packets of tissue in a baggie for each student.
<b>Turn desks to face in the same direction</b> (rather than facing each other) to reduce transmission caused from virus-containing droplets (e.g., from talking, coughing, sneezing).	<b>Avoid community supplies when possible.</b> If shared supplies are necessary, consider using designated bins for clean and used supplies. Community supplies are considered high-touch and should be cleaned frequently.	<b>Decorate cloth face coverings as a class activity.</b>	Hang Cover Your Cough posters, Wash Your Hands, and Stay Home if You Are Ill posters in your room.
<b>Hold classes outside</b> and encourage participants to spread out whenever possible	Ensure adequate supplies to minimize the sharing of high-touch materials to the extent possible, assign supplies to a single student, or limit the use of supplies and equipment by one group of children at a time and clean and disinfect between use	Ensure 3-12th grade students wear a cloth face covering. Recommend TK-2nd grade students wear a cloth face covering. Review how to put one on and take it off. Encourage students to avoid touching their face with their hands as much as possible	Have an open-top wastebasket available in the classroom, or baggies at individual desks to reduce children walking around the classroom.
<b>Open windows and doors</b> for increased ventilation			
<b>Consider use of cardboard "offices"</b> as a mechanical barrier between students	<b>Do not share equipment</b> between staff, volunteers, and participants when possible	<b>Hang pictures of students and staff both with and without a mask.</b>	Show videos that teach proper cough/sneeze etiquette and handwashing.
<b>Use visual cues to demonstrate physical spacing</b> (spacing dot/markers).	<b>Do not allow students to bring toys or personal items</b> to school. Avoid sharing electronic devices, toys, books, and other games or learning aids.	<b>Develop a system for students to express their frustrations or feelings</b> (e.g. desk cards, email, etc.) since facial expressions can be difficult to discern while wearing a cloth face covering.	Consider ways to accommodate the needs of children and families at risk for serious illness from COVID-19.
	<b>Wipe down surfaces</b> shared between students		
<b>Use visual aids (e.g., painter's tape, stickers) to illustrate traffic flow</b> and appropriate spacing to support social distancing.	<b>Keep child's belongings separated from others</b> and in individually labeled containers, cubbies, or areas. Store backpacks/jackets at desks.	<b>For group work, group students in the virtual setting</b> to reduce movement of students around the room.	Limit volunteers to the classroom.
<b>Allow children to alternate sitting and standing</b> at their desk rather than walking around the room. Encourage stretching.	<b>Give students their own fidget toys,</b> or create their own calm down space rather than a fidget box or classroom time out space	<a href="#">Cloth Face Coverings for Children During COVID-19</a>	Look for visible signs of illness in students or staff. Send any visibly sick students to the office.